

## FUJIFILM INSTANT COLOR FILM **instax wide**

### 1. FEATURES AND USES

FUJIFILM INSTANT COLOR FILM instax is an ISO 800 wide picture format integral daylight color film designed for use with Fujifilm instax series cameras. This glossy film yields superb results under both daylight and electronic flash conditions. Its improved picture quality and greater ease of use make it ideal for snapshots and portraits. Furthermore, its easy-to-file size makes it an excellent choice for documentary or archival purposes, as well as a wide variety of other applications.

Features	Technology applied
<ul style="list-style-type: none"> <li>• <b>Superb Grain Quality with All the High-speed Advantages of an ISO 800 Film</b></li> </ul>	<ul style="list-style-type: none"> <li>• Direct positive sigma crystal emulsion technology</li> </ul>
<ul style="list-style-type: none"> <li>• <b>Excellent Sharpness</b></li> </ul>	<ul style="list-style-type: none"> <li>• Technology for thinner and more uniform layer arrangement and faster acid transfer in neutralizing timing layer</li> </ul>
<ul style="list-style-type: none"> <li>• <b>Vibrant Color Reproduction</b></li> </ul>	<ul style="list-style-type: none"> <li>• Technology for eliminating interlayer color mixing and dye-releasers</li> </ul>
<ul style="list-style-type: none"> <li>• <b>Further Extended Temperature Range (5° – 40°C)</b></li> </ul>	<ul style="list-style-type: none"> <li>• New advanced fine-grain emulsion, new development accelerators and newly developed development-control technology</li> </ul>
<ul style="list-style-type: none"> <li>• <b>Faster Image Formation</b></li> </ul>	<ul style="list-style-type: none"> <li>• Newly developed thin-film technology and new development accelerators</li> </ul>
<ul style="list-style-type: none"> <li>• <b>Greater Resistance to Age-induced Changes in Raw Stock</b></li> </ul>	<ul style="list-style-type: none"> <li>• New emulsion, new development accelerators and newly developed development-control technology</li> </ul>
<ul style="list-style-type: none"> <li>• <b>Single-plastic Composition for Easier Disposal</b></li> </ul>	<ul style="list-style-type: none"> <li>• Unified-composition film pack</li> </ul>

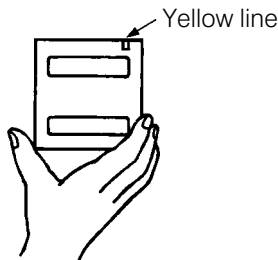
### 2. SPECIFICATIONS

<b>Film Speed</b>	<ul style="list-style-type: none"> <li>• ISO 800/30°</li> </ul>
<b>Color Temperature</b>	<ul style="list-style-type: none"> <li>• Daylight type (5500K)</li> </ul>
<b>Film</b>	
<ul style="list-style-type: none"> <li>• <b>No. of Photos per Pack</b></li> </ul>	<ul style="list-style-type: none"> <li>• 10</li> </ul>
<ul style="list-style-type: none"> <li>• <b>Film Size</b></li> </ul>	<ul style="list-style-type: none"> <li>• 86 x 108 mm</li> </ul>
<ul style="list-style-type: none"> <li>• <b>Image Size</b></li> </ul>	<ul style="list-style-type: none"> <li>• 62 x 99 mm</li> </ul>
<ul style="list-style-type: none"> <li>• <b>Finish</b></li> </ul>	<ul style="list-style-type: none"> <li>• Glossy</li> <li>• White frame attached</li> <li>• Notation area provided in margin below image. (Supports writing with non-water-based-ink pens)</li> </ul>
<b>Film Pack</b>	
<ul style="list-style-type: none"> <li>• <b>Pack Size</b></li> </ul>	<ul style="list-style-type: none"> <li>• 92 x 115 x 20 mm</li> </ul>
<ul style="list-style-type: none"> <li>• <b>Pack Composition</b></li> </ul>	<ul style="list-style-type: none"> <li>• Polystyrene pack and light-shielding cover sheet</li> </ul>
<b>Applicable Camera</b>	<ul style="list-style-type: none"> <li>• FUJIFILM INSTANT CAMERA instax</li> </ul>

### 3. GENERAL PRECAUTIONS

- This film is designed for use with the Fuji instax mini cameras. It should be used in accordance with the instructions supplied with the camera.
- Should you leave a film pack or loaded camera in a very hot or cold place, wait until the film or camera returns to normal temperature before using it. The quality of the final photo may be affected if you expose the film while it is still hot or cold.
- When handling a film pack, do not put pressure on the light-shielding cover sheet or within the slots on the rear of the pack. This may cause a film-ejection failure or unevenness in the photo.
- Avoid opening a film pack or loading a camera under direct sunlight. After opening the film, do not leave it in a bright place. Load it into the camera as soon as possible.

When loading a film pack, align the yellow line on the pack with the yellow line in the film compartment of the camera. The instax instant camera is provided with a small, round window on the back cover that allows you to verify the camera's loading status.



#### 4. PRECAUTIONS DURING USE

Use the density control on the camera to adjust the final density.

The density control has the following level settings.

Resulting Density Level	Required Density Control Adjustment
• Normal	Keep at center position
• High	Move towards LIGHTEN
• Low	Move towards DARKEN

For details, refer to the instructions of your camera.

#### **Fill-in Flash**

It is recommended that you press the camera's fill-in flash button when shooting a subject under backlit or outdoor, shady conditions that would otherwise result in an excessively dark photo.

#### **Film Temperature at Time of Use**

- This film is engineered for optimum performance at 25°C, but will deliver good results when used within a temperature range of 5°C to 40°C.
- When exposing at 5°C or below, place the photo into your pocket immediately after it has been ejected from the camera to keep it warm. Take care not to bend or fold the photo at this time.

#### **Photo Handling after Exposure**

- Always hold the photo by the edges after it has been ejected from the camera.
- Do not leave the photo under direct sunlight while the image is still emerging.
- Do not bend, fold, or put pressure on the photo. This may cause unevenness in the photo.

#### 5. FILM HANDLING

##### CAUTION

- Do not put this film in the mouth. Take special care to keep this film away from small children or pets.
  - Each film sheet contains a caustic processing fluid. Never cut, tear or punch holes in unused films.
  - Upon ejection from the camera, the film immediately begins to self-develop. The processing fluid in the film will be slightly caustic for about ten minutes. Avoid skin contact with this processing fluid during this time.
  - Should you get some of this processing fluid on your skin, flush it off immediately with lots of water. If any of the fluid gets into your mouth or eyes, flush the affected area immediately with lots of water, then see your doctor.
- Photographic properties may change with time. Be sure to use the film before the expiration date on the package.
  - Airport baggage inspection equipment use X-rays that may cause irreparable damage to film, including streaking in the final photos. It is thus recommended that you present film packs and loaded cameras to airport security personnel for visual inspection when passing through a baggage check.
  - Film fogging may occur in hospitals, factories, laboratories and other locations using X-rays. Keep films away from radiation sources.

#### 6. FILM STORAGE

- The photographic and physical properties of film are adversely affected by high temperature and humidity, as well as by formalin vapor and other harmful gases. To minimize these adverse effects, film should be stored in a dry, well ventilated place.
- Cameras loaded with film should be stored with as little exposure as possible to harmful gases, high temperatures, and high humidity. New building materials (such as coated plywood) and newly-manufactured furniture, paints and bonding agents are a possible source of formalin vapor. Do not store loaded cameras or film within their vicinity.
- After loading film into a camera, you should expose it as soon as possible.
- For long-term storage, keep film in a refrigerator (at a temperature below 10°C). Place opened film

packs into polyethylene or vinyl bags before refrigerating them.

- After removing film from a refrigerator, you should wait (at least 12 hours) for it to reach room temperature before opening it. If you open the film while it is still cold, it may be adversely affected by condensation.

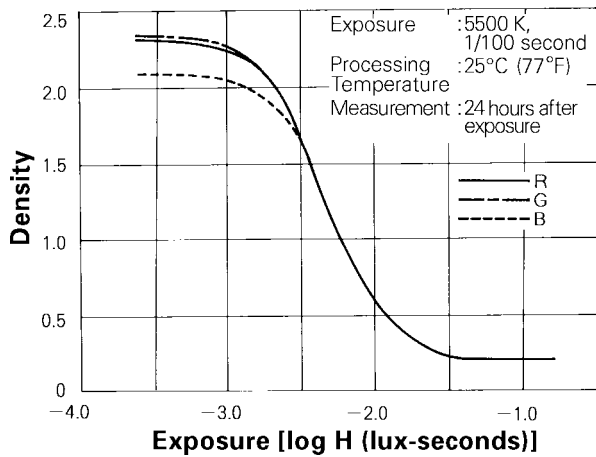
**7. PHOTO STORAGE**

- The quality of finished photos will change during storage if exposed to strong light, high tempera-

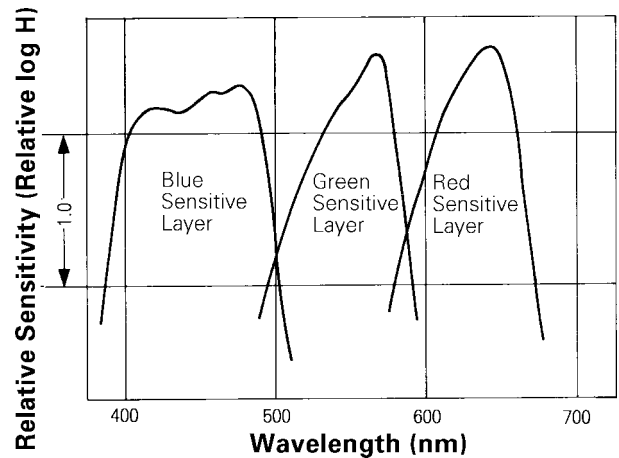
tures, and high humidity. Photos are also affected by exposure to certain gases. For optimum preservation during long-term storage, keep photos in a dark, dry and well-ventilated location away from harmful gases.

- As with all sensitive materials, images produced on this film are subject to discoloration or fading with time. The Fuji Photo Film Co. disclaims any responsibility for any discoloration or fading that may occur with this film.

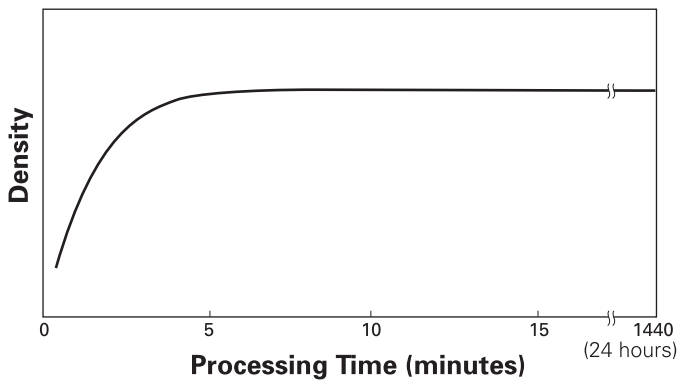
**8. CHARACTERISTICS CURVES**



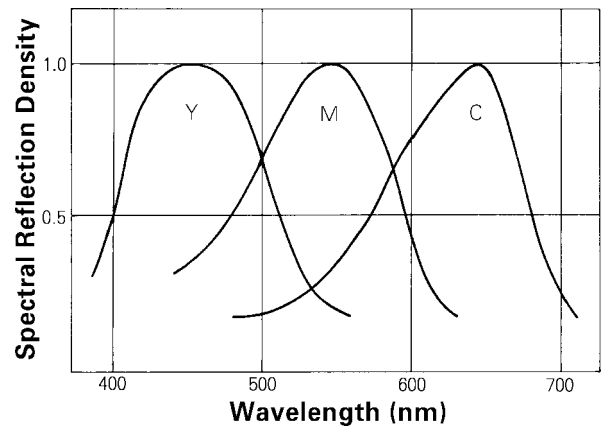
**9. SPECTRAL SENSITIVITY CURVES**



**10. TIME-DENSITY REACTION CURVE**



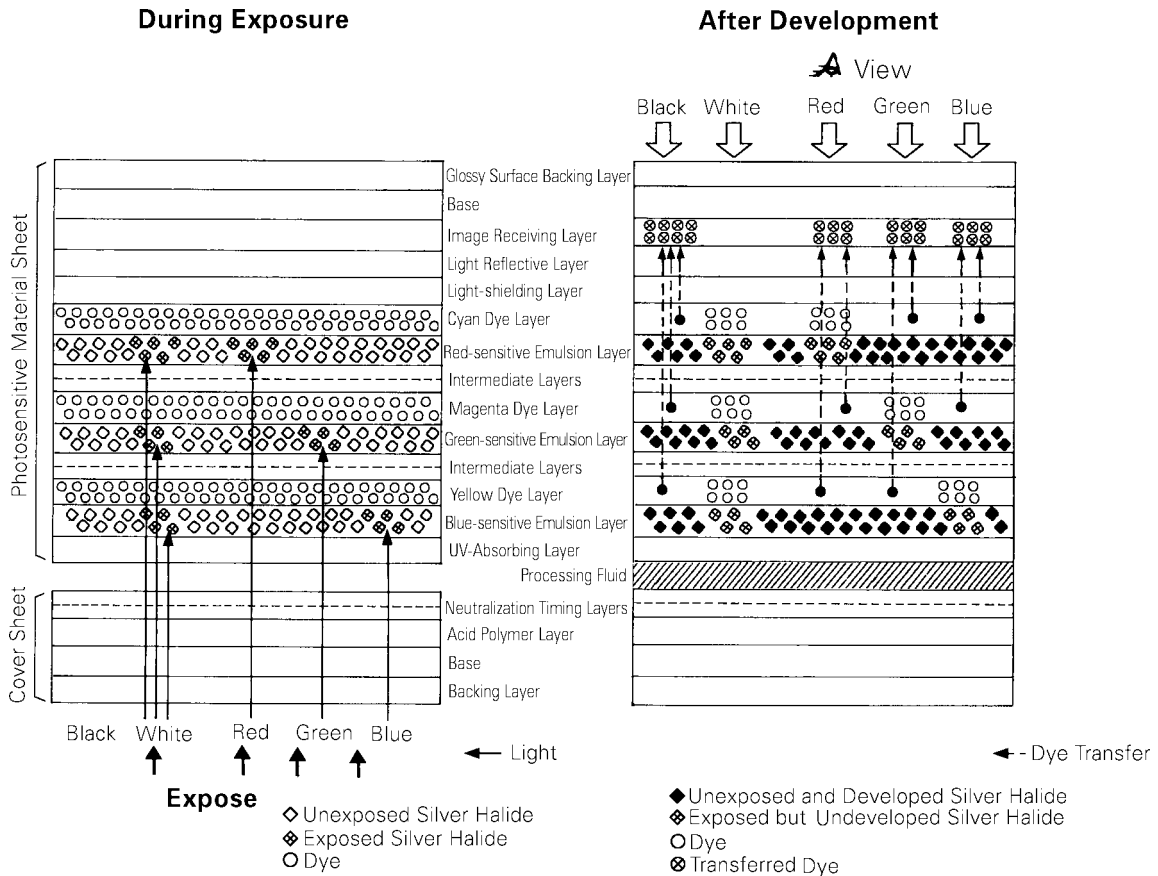
**11. SPECTRAL DYE DENSITY CURVES**



**12. RESOLVING POWER**

10 lines/mm

**13. SCHEMATIC CROSS SECTION**



**NOTICE** The data herein published were derived from materials taken from general production runs. However, as Fujifilm is constantly upgrading the quality of its products, changes in specifications may occur without prior notice.